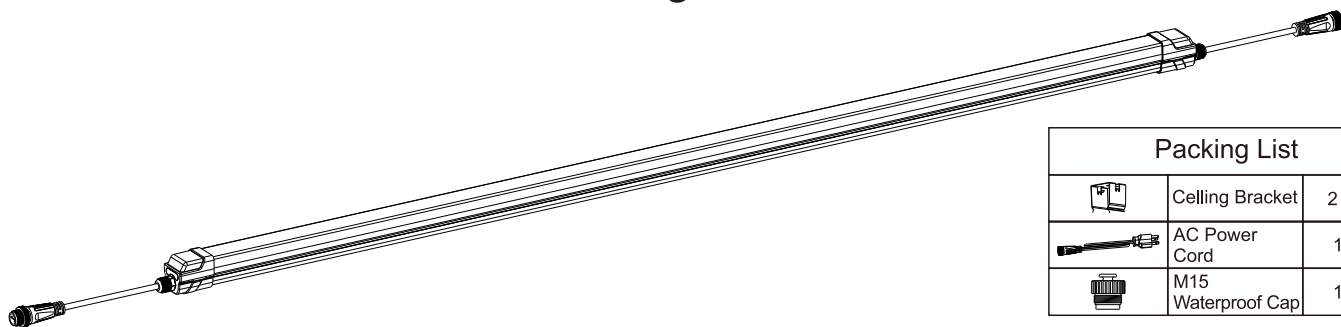




# Treviso LED Grow Light Installation Guide

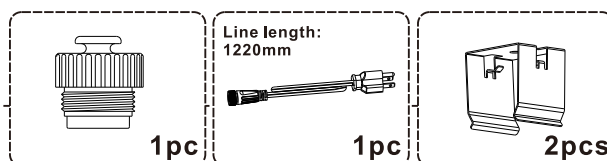
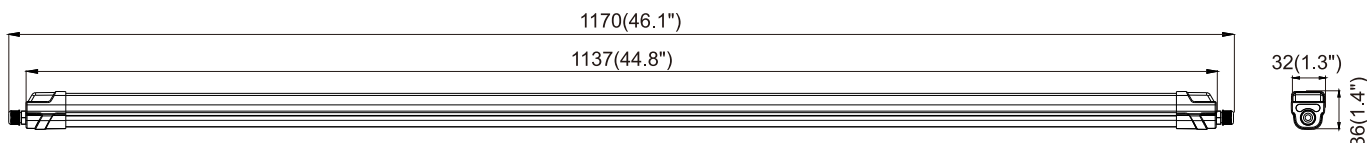


Packing List		
	Celling Bracket	2 PCS
	AC Power Cord	1 PC
	M15 Waterproof Cap	1 PC

**100-240VAC/  
100-277VAC  
50/60Hz**

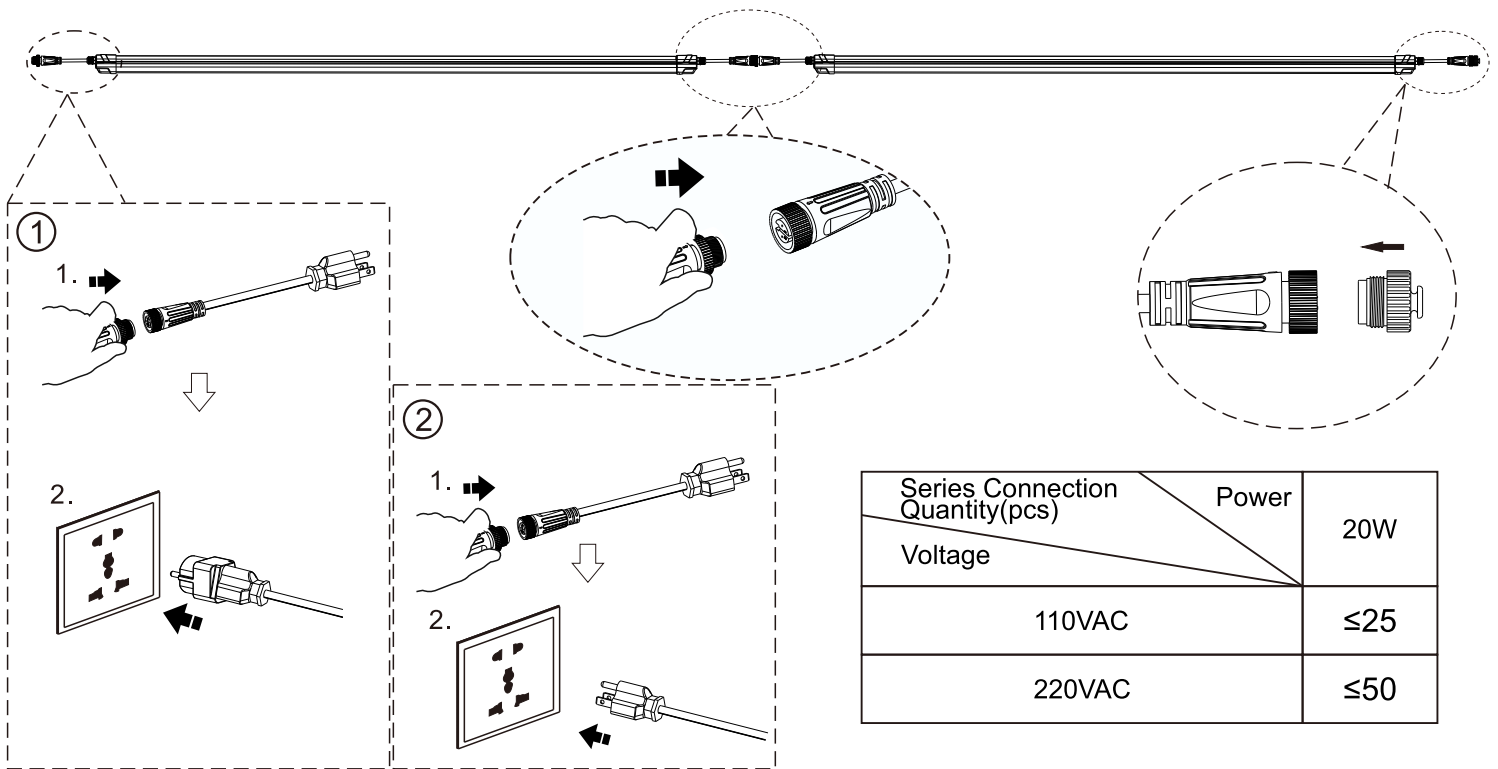
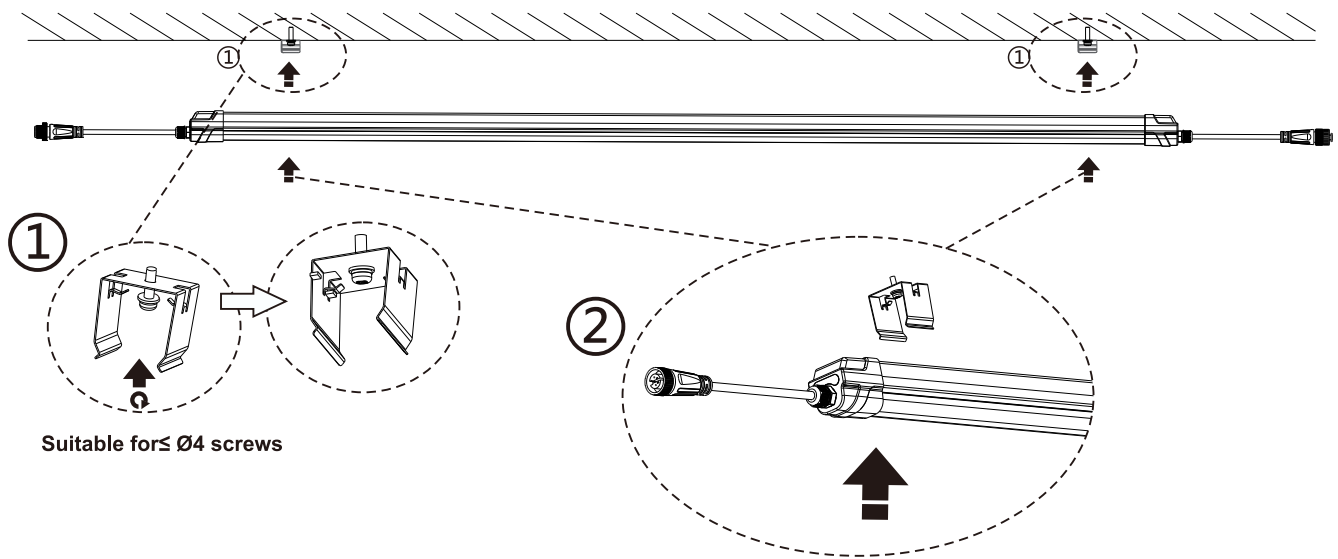


## Physical Dimensions(Unit: mm/inch)



Product Specifications	20W
Size (L x W x H)	1170X32X36mm (46.1"x1.3"x1.4")
Weight (Driver included)	0.5±0.3kg (1.1±0.66Lbs)
Input Voltage	100-240 VAC/100-277VAC
Working Temperature	0°C to +40°C(32°F to +104°F)
Storage Temperature	-40°C to +70°C(-40°F to +158°F)

# TREVISO - INSTALLATION MANUAL



**MAINTENANCE** - Do not apply pressure jets or allow water to enter the light. If this happens, turn off power to the light, un-install it and return to your distributor using its original packaging.

**SERVICE** - There are no user-serviceable parts in the Treviso LED Grow Light. If the LED light fails or its' output falls output falls at end of life, turn off power to the light, un-install it and return to your distributor using its original packaging. The Treviso LED Grow Light contains electronics, thus must not be disposed of in municipal waste. Contact your distributor to arrange for return or use a local WEEE product retrievals company.

**MOUNTING** - The Treviso LED Grow Light is designed to be suspended from above by the hanging brackets supplied, to suitable parts of a fixture that can withstand its weight. No strain is to be applied to the supply cable.